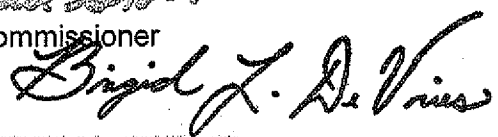


Kentucky High School Athletic Association

To: Superintendent, Principal, and Athletic Director

From: Louis Stout, Commissioner
Brigid L. DeVries, Executive Assistant Commissioner




Date: May 29, 2002

Subject: 2001-2002 Annual Report Forms Submission

School: Iroquois High School

Enclosed please find a copy of Form T-65, The 2001-2002 Annual Report Forms Checklist. In addition, you may find an attachment with corrected copies of the forms submitted by your school personnel. Please review this information so the forms can be completed accurately in the future. Also, KHSAA Audit Staff may have requested a re-submission of some of the 2001-2002 Annual Report Forms or need additional information on your athletic programs. Please submit this information by the date requested if this is applicable. Copies and all KHSAA Title IX documents must be kept current and included in your permanent Title IX File at the school. All documents are subject to Open Records Requests.

Should you need any further information, please do not hesitate to call anytime.



Memo

To: KHSAA Member School Superintendents, Principals, and Athletic Directors

From: Louis Stout, Commissioner
Brigid L. Devries, Executive Assistant Commissioner

Date: May 27, 2002

Re: 2002 Title IX Forms Submission

| | | | |
|--------|----------|-------------|-----------------|
| School | Iroquois | Reviewed by | Phyllis Catlett |
|--------|----------|-------------|-----------------|

The following is a status report regarding the required 2001 - 2002 Title IX submission of forms due in to the KHSAA office by April 15, 2002. Appropriate audit personnel have reviewed these forms and the following is a summary of this review.



I. Checklist of Forms properly submitted in a satisfactory manner:

| | | | |
|-------------------------------------|-------------------------------|-------------------------------------|--|
| <input checked="" type="checkbox"/> | GE 19 (Annual Verification) | <input checked="" type="checkbox"/> | T-35 (Budget Expenses) |
| <input checked="" type="checkbox"/> | T-1 (Summary Program Chart 1) | <input checked="" type="checkbox"/> | T-36 (Budget Expenses) |
| <input checked="" type="checkbox"/> | T-2 (Summary Program Chart 2) | <input checked="" type="checkbox"/> | T-41 (Checklist – Overall Interscholastic Program) |
| <input checked="" type="checkbox"/> | T-3 (Summary Program Chart 3) | <input checked="" type="checkbox"/> | T-60 (Corrective Action Plan) |
| <input checked="" type="checkbox"/> | T-4 (Summary Program Chart 4) | <input checked="" type="checkbox"/> | T-63 (Interscholastic Survey Results) |

II. Status

| | | |
|----|-------------------------------------|--|
| A. | <input checked="" type="checkbox"/> | 2001 – 2002 Forms are satisfactory and no further information or action is necessary at this time. |
| B. | | Errors have been noted with respect to the following forms and corrected copies are being returned to you for placement in your Title IX file to ensure proper submission in the future. |
| C. | | The following forms were omitted and must be submitted by school representatives. |
| D. | <input checked="" type="checkbox"/> | Other Recommendation and Comments: |
| | | It is suggested that the students in grades 8-11 be surveyed rather than the students in grades 9-12. The school should also develop a method for administering the survey that will get greater student response. Have a good summer. |

APR 12 2002





KENTUCKY HIGH SCHOOL ATHLETIC ASSOCIATION

TITLE IX

MEMBER SCHOOLS 2001-2002 ANNUAL REPORT FORMS

Submit to KHSAA
By April 15, 2002





2001-2002 KENTUCKY HIGH SCHOOL ATHLETIC ASSOCIATION

ANNUAL VERIFICATION OF TITLE IX PROCEDURES

(To be submitted by April 15, 2002 along with other required forms)

The Iroquois High School, Louisville, Kentucky
(Name of High School) (City)

certifies to the Kentucky High School Athletic Association that the following is an accurate and true representation of the facts surrounding compliance with Title 20, U.S.C. Titles 1681-1688, et. Seq. (also known as Title IX)

I certify the following provisions in accordance with records at the school contained in the permanent Title IX file, and to the best of my knowledge have completed the following tasks. (All boxes must be checked)

- Established a gender equity committee at the high school. (list committee personnel and provide attachment if necessary)

| Name | Address | Phone | Title |
|------------------|---------------------------|----------|-------------------|
| Brian Shumate | 1613 Greenbrook Place | 245-1646 | Principal |
| Charlie Daniel | 10207 Glenmary Farm Dr. | 239-9272 | Athletic Director |
| Darin Long | 4419 Culpepper Circle | 327-8087 | Softball Coach |
| Cliff Irons | 76 Valley Rd. | 454-7902 | Girls Track Coach |
| Zac Echels | 133 S. 3rd. St. Apt. #405 | 435-2791 | Softball Coach |
| LaShondra Durias | 3655 Dena Dr. Apt. # 6 | 364-7934 | Student Athlete |

- Scheduled a minimum of three meetings during the 2001-2002 school year on the following dates:
August 2, 2001
December 18, 2001
March 26, 2002

- Designated the following person(s) as the Title IX coordinator for the school/district:

Charlie Daniel Athletic Director 10207 Glenmary Farm Dr. 239-9272
 Name Title Address Phone

- School personnel are continuing to make periodic reviews of the boys and girls athletics program reflected in the Corrective Action Plan.

- In addition to the above information, the above referenced school maintains a complete permanent file relative to Title IX records including copies of the self-assessment audit, all corrective action plans, and other related materials.

Brian Shumate 3/4 20 02
 Principal's Signature Date
Stephen Danaher Carol Ann Hadden
 Superintendent Signature School Board Chairpersons' Signature

(Send original copy to KHSAA - Maintain duplicate in Title IX school folder)

2001-2002
ACCOMMODATION OF INTERESTS AND ABILITIES
SUMMARY PROGRAM CHART 1

KHSAA
 Form T1
 Rev. 07/01

Participation Opportunities Test One

| | | (Column 1) | (Column 2) | (Column 3) | (Column 4) |
|-------|---------|------------|--------------------------------|--|-----------------------------------|
| | Program | Enrollment | Percentage of Total Enrollment | Number of Interscholastic Participants (double and triple count) | Percentage of Total Participation |
| Row 1 | GIRLS | 474 | 45.1% | 134 | 33.4% |
| Row 2 | BOYS | 576 | 54.9% | 267 | 66.6% |
| Row 3 | Totals | 1050 | 100% | 401 | 100% |

Instructions:

*Number of 8th grade students & below used in Column 4 calculations if applicable: 2

- Determine the total number of girls enrolled, (place in Row 1, Column 1). Determine the total number of boys enrolled, (place in Row 2, Column 1).
- Add the total number of girls and boys enrolled to determine total enrollment, (place in Row 3, Column 1).
- Calculate the percentage of total enrollment that is female. (Divide Row 1, Column 1 by row 3, Column 1 and place in Row 1, Column 2.) Calculate the percentage of total enrollment that is male. (Divide Row 2, Column 1 by Row 3, Column 1 and place in Row 2, Column 2.) Note: Row 1, Column 2 plus Row 2, Column 2 should total 100%.
- Ask the head coaches to review the most updated eligibility or squad lists for their teams. Ask coaches to confirm the names of those individuals who are on the team as of the first **date of competition**, and cross out the names of those who were cut from the team or quit the team prior to the first competitive event. Determine the total number of interscholastic athletics participants that are girls, (and place in Row 1, Column 3). In order to determine the total number of athletics participants, an individual should be counted each time he or she participates on a team. For example, if Jane Doe competes on the varsity volleyball team, the junior varsity volleyball team, the junior varsity basketball team, and the varsity softball team, she should be counted as four participants (**do not include club or intramural sports participants, cheerleaders, dance teams, or pom squads**). Calculate the same way for boys and girls. * In addition, should 8th grade students and below play on a Freshman, Junior Varsity, or Varsity team, they should also be counted for each team and sport on which they participate. If applicable, please asterisk the above notation as to how many 8th grade students & below are included. Using the same procedure, determine the total number of interscholastic athletic participants that are boys, (and place in Row 2, Column 3). Add Row 1, Column 3 plus Row 2, Column 3 to get total participants and place in Row 3, Column 3.
- Calculate the percentage of female participation. (Row 1, Column 3 divided by Row 3, Column 3 and place in Row 1, Column 4.) Calculate the percentage of male participation. (Row 2, Column 3 divided by Row 3, Column 3 and place in Row 2, Column 4.) Note: Row 1, Column 4 plus Row 2, Column 4 should total 100%.

Note: While being within three percent is not a formal compliance standard; if the percent listed in Row 1, Column 4 is within 3% of Row 1, Column 2, then it provides a good target within which compliance is likely.

Principal's Signature: *Tonia J. Shunk* Date: 4-11-02

2001-2002
ACCOMMODATION OF INTERESTS AND ABILITIES
SUMMARY PROGRAM CHART 2

KHSAA
 Form T2
 Rev. 07/01

Participation Opportunities Test Two

| | | Column 1 | Column 2 | Column 3 | Column 4 | Column 5 | |
|---------|-------|-----------------------------------|------------------------|--|---|---|-------|
| Program | | Number of Teams Currently Offered | Number of Participants | Number of Teams Added in Last Five Years | Number of Participants Added in Last Five Years | Percent of Total Participation By Sex Added in Last 5 Years | |
| GIRLS | Row 1 | varsity: | 7 | 108 | 2 | 16 | |
| | Row 2 | j.v.: | 2 | 20 | 0 | 0 | |
| | Row 3 | frosh: | 1 | 6 | 1 | 6 | |
| | Row 4 | total: | 10 | 134 | 3 | 22 | 16.4% |
| BOYS | Row 5 | varsity: | 8 | 156 | 0 | 0 | |
| | Row 6 | j.v.: | 3 | 72 | 1 | 12 | |
| | Row 7 | frosh: | 2 | 39 | 0 | 0 | |
| | Row 8 | total: | 13 | 267 | 1 | 12 | 4.5% |

- 1) List the number of interscholastic teams offered for girls and boys at each competitive level (for example, varsity, junior varsity, and freshman levels). Total each of the entries in Column 1 into Row 4, Column 1 and Row 8, Column 1.
- 2) List the number of interscholastic teams that have been added in the last five years at each competitive level. Total each of the entries in Column 3 into Row 4, Column 3 and Row 8, Column 3.
- 3) List the number of participants that are currently on each level of the teams that were added in the last five years. Total each of the entries in Column 2 into Row 4, Column 2 for girls and Row 8, Column 2 for boys. If a team was added previously but no longer exists, there are no current participants to be added for that team.
- 4) List the number of participants added in the last 5 years. Total each of the entries made in Column 4 into Row 4, Column 4 for girls and Row 8, Column 4 for boys.
- 5) Calculate the percentage of participants that have been added in the last five years (Column 4 divided by Column 2 on each line). For example, if girls' varsity soccer (22 participants), junior varsity soccer (18 participants), junior varsity golf (8 participants), and freshman softball (15 participants) have been added in the last five years, then 63 participation opportunities have been added for girls. If the total number of female participants in the program is 96 (taken from Form T-1, Row 1, Column 3), then 65.6% of the current opportunities (63 of 96) have been added in the last five years. Perform similar calculations for male participants.

Note: If the percentage of current participants added in the last five years is 25% or greater, compliance with test two may be possible. If less than 25%, then compliance with test three should be analyzed. **CAUTION:** 25% is not a formal compliance standard.

Principal's Signature: *Patricia J. Starnes* Date: 4-11-02

2001-2002

**ACCOMMODATION OF INTERESTS AND ABILITIES
SUMMARY PROGRAM CHART 3**

Participation Opportunities Test Three

For any question answered "YES" identify the respective sport(s).

| | GIRLS (Yes / No) | | BOYS (Yes / No) |
|--|---------------------|--|--------------------|
| 1. Is there an intramural team offered in a sport not now available in the interscholastic athletics program? (YES or NO) | No | | No |
| 2. For a sport <u>not</u> currently offered, is there sufficient interest to form a viable interscholastic team based on participation on an intramural team or community recreation teams? (YES or NO) | No | | No |
| 3. For a sport <u>not</u> currently offered, is there sufficient interest to form a viable interscholastic team with the interscholastic survey. | No | | No |
| 4. For a sport currently offered, is there interest to form a viable team for a junior varsity, freshman, or other intramural level that is not currently offered? (YES or NO) | No | | No |
| 5. If you answered YES to question (1), (2), (3) or (4), are there enough high schools in your geographic area offering the sport (at the appropriate level) to allow for the development of a reasonable schedule of competition. (YES or NO) | | | |

Principal's Signature:

Eric J. [Signature]

Date:

4-11-02

2001-2002
ACCOMMODATION OF INTERESTS AND ABILITIES
SUMMARY PROGRAM CHART 4

KHSAA
 Form T4
 Rev. 07/01

Levels of Competition Test One

| | | (Column 1) | (Column 2) |
|--------|--|------------|------------|
| | Team Levels | GIRLS | BOYS |
| Row 1 | Total Number of Athletics Participants in All Levels | 134 | 267 |
| Row 2 | Number of Varsity Teams Offered | 7 | 8 |
| Row 3 | Number of Participants on all Varsity Teams | 108 | 156 |
| Row 4 | Percentage of Total Varsity Participants By Sex | 80.6% | 58.4% |
| Row 5 | Number of Junior Varsity Teams Offered | 2 | 3 |
| Row 6 | Number of Participants on all Junior Varsity Teams | 20 | 72 |
| Row 7 | Percentage of Total Junior Varsity Participants By Sex | 15% | 27% |
| Row 8 | Number of Freshman Teams Offered | 1 | 2 |
| Row 9 | Numbers of Participants on all Freshman Teams | 6 | 39 |
| Row 10 | Percentage of Total Freshman Participants By Sex | 4.4% | 14.6% |

- 1) Copy the number entered on Form T1, Row 1, Column 3 and place on Row 1, column 1 of this form.
- 2) Copy the number entered on Form T1, Row 2, Column 3 and place on Row 1, column 2 of this form.
- 3) List the number of teams at the varsity, junior varsity, and freshman levels for boys and girls (Rows #2,5,8) and place in the proper boxes in columns 1 and 2.
- 4) List the number of teams at the varsity, junior varsity, and freshman levels for boys and girls (Rows #3,6,9) and place in the proper boxes in columns 1 and 2.
- 5) Calculate the percentage of female and male participants at each level. (Rows #4,7,10)
 - Divide Row 3, Column 1 by Row 1, Column 1, and place the percentage in Row 4, Column 1.
 - Divide Row 3, Column 2 by Row 1, Column 2, and place the percentage in Row 4, Column 2.
 - Divide Row 6, Column 1 by Row 1, Column 1, and place the percentage in Row 7, Column 1.
 - Divide Row 6, Column 2 by Row 1, Column 2, and place the percentage in Row 7, Column 2.
 - Divide Row 9, Column 1 by Row 1, Column 1, and place the percentage in Row 10, Column 1.
 - Divide Row 9, Column 2 by Row 1, Column 2, and place the percentage in Row 10, Column 2.

Principal's Signature: Brian J. Stewart Date: 4-11-02

**BUDGETED AND ACTUAL EXPENDITURES - PROGRAM COMPARISON CHART
TO INCLUDE BOOSTER CLUB FUNDING**

| | equipment and supplies | | travel | | awards | | ★ coaches' salaries (to include supplemental and extended employment) | | facilities improvements | | publications (if sport-specific) | |
|-----------------|------------------------|---------|---------|----------|--------|--------|---|---|-------------------------|--------|----------------------------------|---|
| | B | E | B | E | B | E | B | E | B | E | B | E |
| G basketball | 309.96 | 513.96 | 1082.00 | 1,192.50 | 120.00 | 92.00 | | | | | | |
| B basketball | 309.96 | 309.96 | 1000.00 | 1,035.00 | 120.00 | 116.00 | | | | | | |
| G softball | 2136.46 | 2136.46 | 320.00 | 320.00 | 80.00 | 52.00 | | | 120.00 | 120.00 | | |
| B baseball | 909.00 | 996.30 | 440.00 | 440.00 | 80.00 | 68.00 | | | 240.00 | 240.00 | | |
| G cross country | 0 | 0 | 0 | 0 | 20.00 | 4.00 | | | | | | |
| B cross country | 0 | 0 | 0 | 0 | 20.00 | 8.00 | | | | | | |
| G golf | | | | | | | | | | | | |
| B golf | 0 | 0 | 0 | 0 | 28.00 | 28.00 | | | | | | |
| G soccer | 1083.24 | 1083.24 | 755.00 | 755.00 | 80.00 | 70.00 | | | 800.00 | 781.20 | | |
| B soccer | 779.69 | 845.69 | 310.00 | 135.00 | 80.00 | 52.00 | | | 800.00 | 781.20 | | |
| G swimming | | | | | | | | | | | | |
| B swimming | | | | | | | | | | | | |

★ All Codes are paid by the rate set by Jefferson County Public Schools

"B" is for budgeted dollar amounts and "E" is for actual dollar expenditures. Expenditures should include items provided by third parties such as Booster Clubs.

Principal's Signature: Bria Shurtz Date: 4-11-02

2001-2002
BUDGETED AND ACTUAL EXPENDITURES - PROGRAM COMPARISON CHART 2
TO INCLUDE BOOSTER CLUB FUNDING

| Teams | equipment and supplies | | travel | | awards | | coaches' salaries (to include supplemental and extended employment) | | facilities improvements | | publications (if sport-specific) | |
|----------------|------------------------|----------------------|-------------------|-------------------|-------------------|-------------------|---|---|-------------------------|--------------------|----------------------------------|---|
| | B | E | B | E | B | E | B | E | B | E | B | E |
| C track | 115 ⁰⁰ | 512,08 ⁰⁰ | 280 ⁰⁰ | 280 ⁰⁰ | 100 ⁰⁰ | 128 ⁰⁰ | | | | | | |
| B track | 115 ⁰⁰ | 601,47 ⁰⁰ | 120 ⁰⁰ | 120 ⁰⁰ | 100 ⁰⁰ | 52 ⁰⁰ | | | | | | |
| C tennis | 185 ⁰⁰ | 185 ⁰⁰ | 0 | 80 ⁰⁰ | 20 ⁰⁰ | 16 ⁰⁰ | | | | | | |
| B tennis | 185 ⁰⁰ | 70 ⁰⁰ | 0 | 0 | 20 ⁰⁰ | 8 ⁰⁰ | | | | | | |
| C volleyball | 442,25 ⁰⁰ | 442,25 ⁰⁰ | 890 ⁰⁰ | 890 ⁰⁰ | 80 ⁰⁰ | 70 ⁰⁰ | | | | | | |
| B wrestling | | | | | | | | | | | | |
| C (list sport) | | | | | | | | | | | | |
| B (football) | 446,34 ⁰⁰ | 593,47 ⁰⁰ | 685 ⁰⁰ | 685 ⁰⁰ | 200 ⁰⁰ | 148 ⁰⁰ | | | 1000 ⁰⁰ | 1268 ⁰⁰ | | |
| C (list sport) | | | | | | | | | | | | |
| B (list sport) | | | | | | | | | | | | |

"B" is for budgeted dollar amounts and "E" is for actual dollar expenditures. Expenditures should include items provided by third parties such as Booster Clubs.

Principal's Signature:

Paula J. Smith

Date:

4-11-02

2001-2002 KHSAA TITLE IX ATHLETICS AUDIT

KHSAA
Form T41
Rev. 07/01

Checklist - Overall Interscholastic Athletics Program

| Areas of Compliance | ADVANTAGE TO (Respond based on Internal Evaluation by checking the appropriate column.) | | |
|---|---|---|--------------------|
| | GIRLS' PROGRAM | BOYS' PROGRAM | NEITHER PROGRAM |
| Equipment and Supplies | | | ✓ |
| Scheduling of Games and Practice Time | | | ✓ |
| Travel and Per Diem Allowances | | | ✓ |
| Coaching | | | ✓ |
| Locker Rooms, Practice and Competitive Facilities | | No Softball Scoreboard No Softball outfield fence ✓ | bot |
| Medical and Training Facilities and Services | | No whirlpool in girls Locker room ✓ | |
| Publicity | | | ✓ |
| Support Services | | | ✓ |
| Athletic Scholarships | | | NA |
| Tutoring | | | NA |
| Housing and Dining Facilities and Services | | | NA |
| Recruitment of Student Athletes | | | NA |

Principal's Signature: Kevin J. Burke Date: 4-11-02

School Name: Iroquois High
 School Year: 2001-2002
 Principal's Signature: _____
 Date: _____

2001-2002
TITLE IX
CORRECTIVE ACTION PLAN

To complete this form, indicate the intended area which needs corrective action, the suggested change and time table for implementation. You may copy this form as needed. Please attach corrective action plans along with audit forms and submit by April 15, 2002.

| ITEM FOR CORRECTION | SUGGESTED CHANGE | TIME TABLE FOR CORRECTIVE ACTION |
|--------------------------------|--|--|
| Weight room location | Move the weight room out of the Football locker room | The new weight room was completed Fall 2001 and is accessible by all sports |
| Whirlpool location | Provide a whirlpool in the girl's locker room | Fall 2002 The purchase of two new ice machines to be used by all teams became a higher priority this year. |
| No softball scoreboard | Installation of softball scoreboard | spring 2003. We have the "I" beams in the ground for a scoreboard and have a Newco scoreboard to install however, We still need underground wiring to be done. |
| No outfield fence for softball | Installation of a softball outfield fence | spring 2003 |
| | | |
| | | |
| | | |
| | | |

• An explanation (status report) is needed for all areas identified previously as items for correction as well as all areas currently identified as items for correction. This form shall be typed.

Principal's Signature: [Signature] Date: 4-11-02

2001-2002 INTERSCHOLASTIC ATHLETICS SURVEY

Summary Of Student Responses

School Name: Iroquois High
School Enrollment: 1050
Date: _____
Completed By: Charlie Daniel AD

Instructions:

1. Summarize the Student Athletics Interest Surveys Form T-61 by listing the total number of responses on the line next to each sport.
2. Under the Other Category please provide a listing of the sports as well as the number of students who are interested in participating.
3. Please sign and date the Summary Form (T-63) and mail the Summary Form only to the KHSAA by April 15, 2002. Do not mail the student surveys (Form T-61). However, these Forms should be maintained in your files in the event they are requested subsequently.

968 Number of Surveys
543 Total Returned *56%*
9-12 Grades Surveyed

How Was The Survey Administered? Surveys were handed out & collected by the teachers.

Fall Sports (List Total Number of Participation Responses)

18 Cross Country (Girls)
15 Cross Country (Boys)
11 Field Hockey (Girls)
128 Football (Boys)
10 Golf (Girls)
18 Golf (Boys)
36 Soccer (Girls)
29 Soccer (Boys)
84 Volleyball (Girls)
11 Volleyball (Boys)

Winter Sport (List Total Number of Participation Responses)

62 Basketball (Girls)
123 Basketball (Boys)
53 Gymnastics (Girls)
19 Indoor Track (Girls)
25 Indoor Track (Boys)
41 Swimming & Diving (Girls)
26 Swimming & Diving (Boys)
28 Wrestling (Boys)

Spring Sport (List Total Number of Participation Responses)

| | |
|-----------|-----------------------------|
| <u>71</u> | Baseball (Boys) |
| <u>37</u> | Fast Pitch Softball (Girls) |
| <u>34</u> | Slow Pitch Softball (Girls) |
| <u>48</u> | Tennis (Girls) |
| <u>26</u> | Tennis (Boys) |
| <u>51</u> | Track (Girls) |
| <u>71</u> | Track (Boys) |

Other Sports (From Student Survey T-61 Question 10)

| Name of Sport | Number of Students Interested In Participating |
|----------------|--|
| <u>Boxing</u> | <u>1</u> |
| <u>Karate</u> | <u>1</u> |
| <u>Judo</u> | <u>1</u> |
| <u>Frisbie</u> | <u>1</u> |
| | |
| | |
| | |
| | |

Number of Students who participate in Intramural Sports.
(From Student Survey T-61 Question 5)

| Sport | Number |
|-----------------------------|-----------|
| <u>Powder Puff Football</u> | <u>57</u> |
| | |
| | |
| | |
| | |
| | |

List Intramural Sports students are interested in adding:
(From Student Survey T-61 Question 6)

| Sport | Number |
|---------------------|----------|
| <u>Kick ball</u> | <u>1</u> |
| <u>Gymnastics</u> | <u>6</u> |
| <u>Swimming</u> | <u>8</u> |
| <u>Bowling</u> | <u>1</u> |
| <u>Field Hockey</u> | <u>1</u> |
| <u>LaCross</u> | <u>1</u> |
| <u>Wrestling</u> | <u>2</u> |
| <u>Basketball</u> | <u>1</u> |

Participation in Non-School Sports Activities
(From Student Survey T-61 Question 7)

| Sport | Number |
|---------------|--------|
| Softball | 4 |
| Tae Kwon Do | 1 |
| Kick ball | 2 |
| Judo Ju-Jit-U | 1 |
| Basket ball | 6 |
| Football | 2 |
| Gymnastics | 2 |
| Soccer | 3 |
| Swimming | 1 |
| Walking | 1 |
| Track | 1 |

Reasons for not participating in interscholastic athletics.
(From Survey Question 8)

| Response | Number |
|---|--------|
| 35 I prefer other activities such as band, chorus, etc. | |
| 62 I don't have time | |
| 11 The practice schedules and game times are inconvenient | |
| 8 The sport I like isn't offered | |
| 7 It's too expensive | |
| 8 I prefer to participate in club or intramural sports | |
| 38 Working | |
| 35 Other | |

Student Suggestions to encourage participation

See Attachment

Principal's Signature

Date

Student suggestions to encourage participation

Have more choices
Don't be afraid to participate
Allow all kinds of people to play
Give more rewards
Do what is best. Play hard, have fun
Flyers and advertisements
Incentives like candy
It is fun and you can get scholarships
Offer free physicals or have a doctor at school
More time notice for sign ups
Make everything fun and not stress related
Have fun
Make it not so expensive
Let different sizes try out for different things
Get better teams
Keep your grades up
Less work, more sports
Have more teachers talk about it
Be all you can be
Chance for scholarships
Talk to 8th graders
More advertisements

Kentucky High School Athletic Association

To: Superintendent, Principal, and Athletic Director

From: Louis Stout, Commissioner
Brigid L. DeVries, Executive Assistant Commissioner

Date: April 15, 2002

Subject: Review of 2001-2002 Title IX Forms

School: Iroquois High School

The KHSAA Audit Staff has received your submission of the 2001-2002 KHSAA required Title IX forms.

The information will be reviewed by appropriate Title IX Audit Staff and you will be notified if any additional information is necessary.

Remember your permanent Title IX file at the school must be kept current with information pertaining to your athletics program. Copies of the 2001-2002 KHSAA required documents must be kept as part of this file and are subject to Open Records Requests.

If we could be of further assistance, please do not hesitate to call anytime.

Kentucky High School Athletic Association

To: Superintendent, Principal, and Athletic Director

From: Louis Stout, Commissioner
Brigid L. DeVries, Executive Assistant Commissioner

Date: Sept. 20, 2001

Subject: Review of 2000-2001 Title IX Forms

School: Iroquois H.S.

The KHSAA Audit Staff has received your re-submission of some of the 2000-2001 Title IX forms or additional information requested on your athletic programs. We have reviewed the information submitted and have found it to be satisfactory and no further information or action is necessary at this time.

Remember your permanent Title IX file at the school must be kept current with information pertaining to your athletics program. Copies of all KHSAA required documents should be part of this file and are subject to Open Records Requests.

If we could be of further assistance, please do not hesitate to call anytime.

School Year: 2000-2001
Signature: [Signature]
Date: 6/25/01

JUN 28 2001

**AMENDED
TITLE IX
CORRECTIVE ACTION PLAN**

Troop 001's

To utilize this form indicate the intended area which needs corrective action and the suggested change time table for implementation. You may copy this form as needed. Please attach corrective action plans along with audit forms and submit by April 15, 2001.

| ITEM FOR CORRECTION | SUGGESTED CHANGE | TIME TABLE FOR CORRECTIVE ACTION |
|---|--|----------------------------------|
| Weight room location | Move the weight room out of the Football locker room | Spring of 2001 |
| Whirlpool location | Provide a whirlpool in the girls locker room | Fall 2001 |
| No softball scoreboard | Installation of softball scoreboard | Spring 2002 |
| Deficiency in opportunities for girls participation | Based on student interest we will hire a girls soccer coach and offer girls soccer | Fall 2001 |